

28 January 2025

QUARTERLY ACTIVITIES REPORT FOR THE PERIOD ENDED 31 DECEMBER 2024

Highlights

- \$8.1 million Q2 Revenue, up 77% on Q1 and an 310% increase on Q2 FY2024
- \$12.6 million revenue H1 FY 2025 , up 267% on previous half
- Positive operating cash flow for the Quarter of \$1.5 million from cash receipts of \$7.4 million.
- Cash on hand at 31 December 2024 at \$2.7 million
- Increased manufacturing capacity to be commissioned in February 2025 will meet further growing production demand
- Regulatory approvals to be received shortly allowing export to UK
- Planning underway for proposed GMP manufacturing facility in Europe to meet local demand

Australian life sciences, pharmaceutical and consumer health products Company, Bioxyne Limited (ASX:BXN) ("Bioxyne" "Group" or the "Company") is pleased to provide its quarterly activities report for the second quarter of the 2025 financial year (the "Quarter").

The Company achieved a record second quarter trading, continuing on the outstanding result of its previous Q1 trading. This result was on the strength of.

- ✓ several major contracts,
- ✓ a growing customer base, and
- ✓ an expanding product range.

The standout in the Group continues to be Breathe Life Science (BLS) Australia, Australia's leading manufacturer and wholesaler of novel medicines, following the granting of its Good Manufacturing Practice (GMP) Licence to manufacture medical cannabis products (also Australia's first licence to manufacture Psilocybin and MDMA) by the Therapeutic Goods Administration (TGA) in February 2024.

Commenting on the activities for the Quarter, Bioxyne's CEO, Sam Watson, stated: »It.is. again.pleasing.to.comment.on.this.stellar.achievement;.The.team.are.to.be.commended.for. achieving. this. growth. and. simultaneously. ensuring. that. our. quality. systems?. business. processes. and. risk. management?. are. commensurate. with. building. a. high_performance. enterprise;



Achieving two quarters of positive cash flow has allowed us to invest in further capacity to grow the business and plan for expansion into UK and Europe and further enhance the Dr. Watson product range.

Revenue

Group revenue (Figure 1) confirms ongoing significant outperformance from BLS Australia manufacturing capacity. PCC Wholesale revenues have grown 27% YoY.

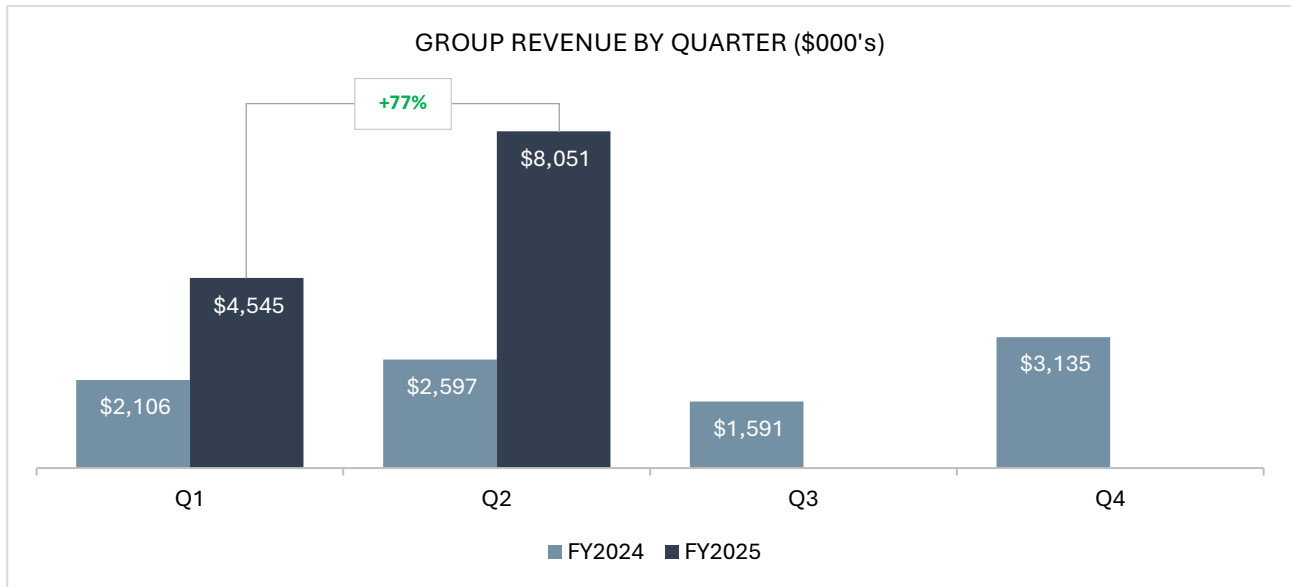


Figure.7.- BXN.Group.Revenue.by.Quarter.(P)

Operations

The Company invested ~\$1.3 million, in H1 FY2025, in operating plant & equipment, security vaults and leasehold improvements to increase its manufacturing capacity. The increased capacity will drive further revenue growth in the second half of FY2025.

The Company has continued to maintain rigorous control of its costs and has an objective to be cash flow positive and profitable in each remaining quarter of FY2025.

The half year results will be released by 28 February 2025.

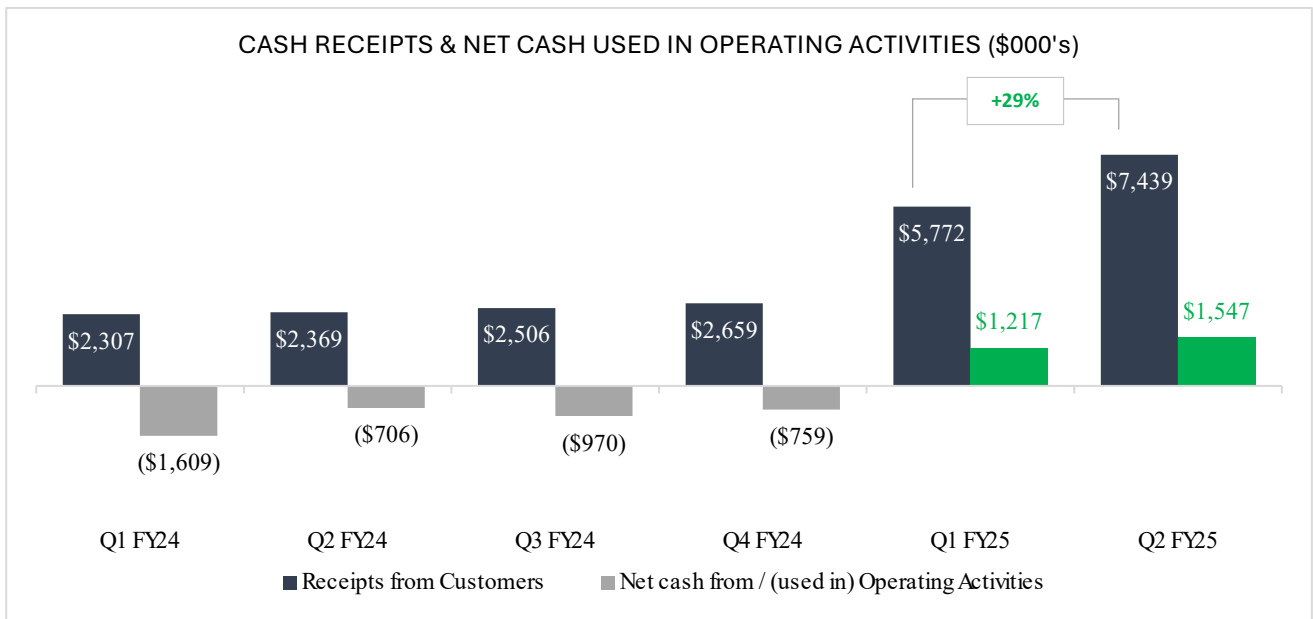


Figure.8.- .BXN.Cash.Receipts.and.Cash.from.Operating.Activities.(Pf666's)

The Company's expansion of its BLS manufacturing capacities for pastilles products will come online by mid-February 2025. This expansion will triple the current manufacturing output for pastilles and enable the Company to immediately increase the capacity of other product lines to meet growing demand.

BLS is projecting revenue growth in individual product categories in the next two quarters of between 30% to 50%. The Group expects to shortly receive ARTG Listing approval for the export of its Dr Watson Pharmaceutical products to the UK. The Company is also completing a business case for establishing a proposed GMP manufacturing facility in Europe to meet local demand.

Corporate

The Group had a net operating cash positive inflow of \$1.5 million for the Quarter.

The Company paid directors fees and salaries in the amount of \$151,000 for the Quarter.

Cash balance at the end of the Quarter was \$2.7 million.

Outlook

The Company is focussed on

- ✓ growing its manufacturing customer base,
- ✓ growing market share for its Dr Watson® branded pharmaceutical products in Australia,
- ✓ growing the Dr Watson branded health and wellness products in Europe, and
- ✓ the introduction of its proprietary PCC probiotic product into its existing global distribution channels.

The Company's current production order book continues to grow as it moves forward to scale up its operations while maintaining the high-quality standards that BLS has provided with its pharmaceutical-grade products to date.

These quarterly activities report has been approved for release by the Board.

For further information contact:

Sam Watson

Managing Director
Bioxyne Limited
sam@breathelifesciences.com

Guy Robertson

Chief Financial Officer
Bioxyne Limited
guy@bioxyne.com



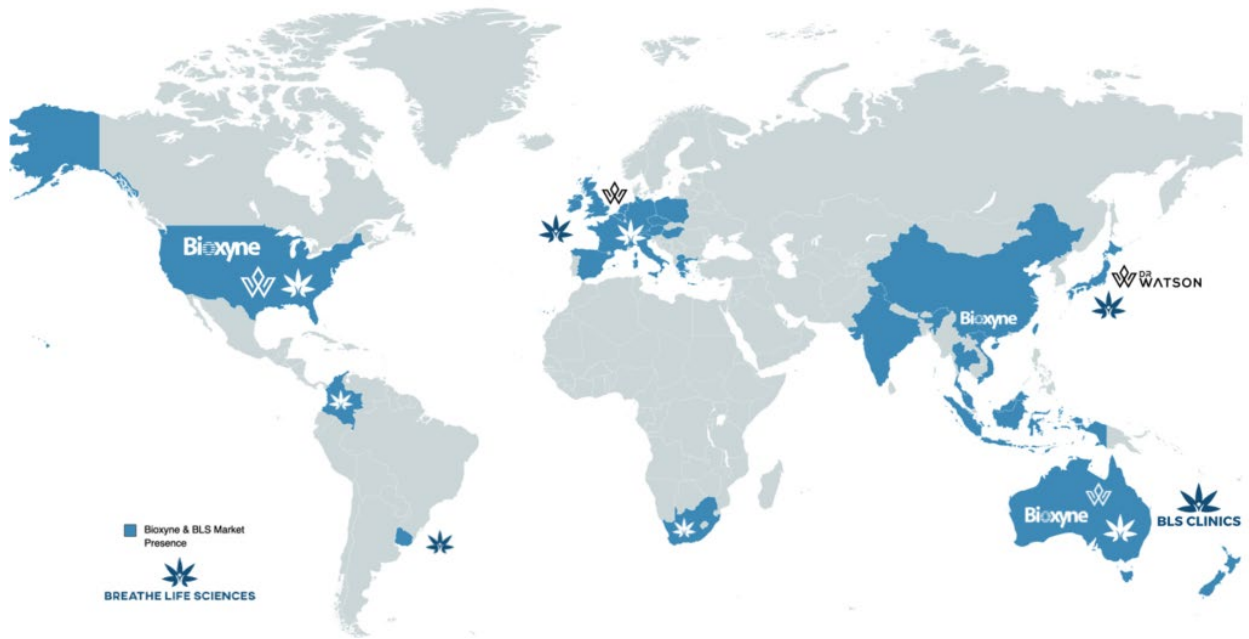


Figure.9.-.Bioxyne.Activity.Worldwide.



About Bioxyne Ltd.

Bioxyne Limited (ASX:BXN) is an Australian-headquartered international consumer health and pharmaceutical company (incorporated in 2000) with a focus on clinically effective health and wellness products, psychotropic and investigational medicines.

About Breathe Life Sciences (BLS)

Breathe Life Sciences (“BLS”) is a wholly owned subsidiary of Bioxyne Ltd (BXN:ASX) and licensed manufacturer, sponsor, importer and exporter of controlled substances (S3, S4, S8) in Australia.

BLS was founded in 2018 and has quickly expanded into a multi-national business focused on alternative therapeutics and investigational medicines. Our corporate head office is in Sydney, and our operations extend to licensed manufacturing, warehousing, import/export, sales and distribution centers in the Gold Coast (Australia), Nagoya (Japan), Manchester (UK), and Prague (Czechia).

Our business model is focused on manufacture of final dose form / finished products, sales and distribution in each of the territories we serve. We work with raw materials and API suppliers in 5 continents and are a market leader in manufacturing scope and quality.

The BLS logo is derived from a Japanese Maple Leaf, symbolising health, happiness and a long life well lived. While the Japanese Maple is not a medicinal plant, our company purpose is to redefine medicine by taking a holistic approach to healthcare for a healthier and happier tomorrow. Outside of Australia the BLS Group operates a health and wellness products and brands business focussed on naturally derived active nutraceuticals, wellness and lifestyle supplements and cannabidiol (CBD) based novel foods. It primarily operates in the UK, Europe and Japan, and engages in the following activities:

- a) Owner of Dr Watson® brand in the UK, Japan, Australia and New Zealand – Dr Watson is an internationally recognized health, lifestyle, and prescription products brand. Dr Watson products consist of cannabis-based food supplements, lifestyle products, cosmetics, functional mushrooms and nootropics, and prescription medicines in Australia;
- b) Contract manufacture and wholesale of raw materials and cannabinoid extracts in Japan, UK and Europe;
- c) White label manufacture of third-party wellness and supplements brands in Japan, UK and Europe in company-owned facilities;
- d) Research and development for third party customers; and
- e) Direct sales via online and wholesale sales of BLS-owned consumer brands, such as Dr Watson®
 - United Kingdom: drwatsoncbd.com
 - Japan: nolcbn.com
 - Germany: drwatsoncbd.de

Corporate: <https://bioxyne.com>

Australia: <https://bls.com.au>; <https://blsclinics.com.au>

International: <https://breathelifesciences.com>



Appendix 4C

Quarterly cash flow report for entities subject to Listing Rule 4.7B

Name of entity

Bioxyne Limited

ABN

97 084 464 193

Quarter ended ("current quarter")

31 December 2024

Consolidated statement of cash flows	Current quarter \$A'000	Year to date (6 months) \$A'000
1. Cash flows from operating activities		
1.1 Receipts from customers	7,439	13,211
1.2 Payments for		
(a) research and development		
(b) product manufacturing and operating costs	(3,889)	(6,956)
(c) advertising and marketing	(142)	(248)
(d) leased assets		
(e) staff costs (including directors fees)	(1,451)	(1,918)
(f) administration and corporate costs	(411)	(1,326)
1.3 Dividends received (see note 3)		
1.4 Interest received		
1.5 Interest and other costs of finance paid		
1.6 Income taxes paid		
1.7 Government grants and tax incentives		
1.8 Other (provide details if material)		
1.9 Net cash from / (used in) operating activities	1,546	2,763
2. Cash flows from investing activities		
2.1 Payments to acquire:		
(a) entities		
(b) businesses		
(c) property, plant and equipment	(953)	(1,303)
(d) investments		
(e) intellectual property		
(f) other non-current assets		

Consolidated statement of cash flows	Current quarter \$A'000	Year to date (6 months) \$A'000
2.2 Proceeds from disposal of:		
(a) entities		
(b) businesses		
(c) property, plant and equipment		
(d) investments		
(e) intellectual property		
(f) other non-current assets		
2.3 Cash flows from loans to other entities		
2.4 Dividends received (see note 3)		
2.5 Other (provide details if material) cash on acquisition of subsidiary		
2.6 Net cash from / (used in) investing activities	(953)	(1,303)

3. Cash flows from financing activities		
3.1 Proceeds from issues of equity securities (excluding convertible debt securities)		
3.2 Proceeds from issue of convertible debt securities		
3.3 Proceeds from exercise of options		
3.4 Transaction costs related to issues of equity securities or convertible debt securities		
3.5 Proceeds from borrowings (lease)	238	312
3.6 Loan to third party		(150)
3.7 Transaction costs related to loans and borrowings		
3.8 Dividends paid		
3.9 Other		
3.10 Net cash from / (used in) financing activities	238	162

4. Net increase / (decrease) in cash and cash equivalents for the period		
4.1 Cash and cash equivalents at beginning of period	1,815	1,028
4.2 Net cash from / (used in) operating activities (item 1.9 above)	1,546	2,763
4.3 Net cash from / (used in) investing activities (item 2.6 above)	(953)	(1,303)

Consolidated statement of cash flows		Current quarter \$A'000	Year to date (6 months) \$A'000
4.4	Net cash from / (used in) financing activities (item 3.10 above)	238	162
4.5	Effect of movement in exchange rates on cash held	33	29
4.6	Cash and cash equivalents at end of period	2,679	2,679

5.	Reconciliation of cash and cash equivalents at the end of the quarter (as shown in the consolidated statement of cash flows) to the related items in the accounts	Current quarter \$A'000	Previous quarter \$A'000
5.1	Bank balances	2,679	1,815
5.2	Call deposits		
5.3	Bank overdrafts		
5.4	Other (provide details)		
5.5	Cash and cash equivalents at end of quarter (should equal item 4.6 above)	2,679	1,815

6. Payments to related parties of the entity and their associates

- 6.1 Aggregate amount of payments to related parties and their associates included in item 1
- 6.2 Aggregate amount of payments to related parties and their associates included in item 2

Current quarter \$A'000
151

Note: if any amounts are shown in items 6.1 or 6.2, your quarterly activity report must include a description of, and an explanation for, such payments

The amount in item 6.1 represents directors fees and salaries.

Quarterly cash flow report for entities subject to Listing Rule 4.7B

7. Financing facilities

Note: the term "facility" includes all forms of financing arrangements available to the entity.

Add notes as necessary for an understanding of the sources of finance available to the entity.

	Total facility amount at quarter end \$A'000	Amount drawn at quarter end \$A'000
7.1 Loan facilities		
7.2 Credit standby arrangements		
7.3 Other (please specify)		
7.4 Total financing facilities		

7.5 Unused financing facilities available at quarter end

7.6 Include in the box below a description of each facility above, including the lender, interest rate, maturity date and whether it is secured or unsecured. If any additional financing facilities have been entered into or are proposed to be entered into after quarter end, include a note providing details of those facilities as well.

The Company raised \$1.45 million in April 2024

8. Estimated cash available for future operating activities	\$A'000
8.1 Net cash from / (used in) operating activities (Item 1.9)	1,546
8.2 Cash and cash equivalents at quarter end (Item 4.6)	2,679
8.3 Unused finance facilities available at quarter end (Item 7.5)	-
8.4 Total available funding (Item 8.2 + Item 8.3)	2,679
8.5 Estimated quarters of funding available (Item 8.4 divided by Item 8.1)	Greater than 2 quarters as operating cash flow is positive

Note: if the entity has reported positive net operating cash flows in item 1.9, answer item 8.5 as "N/A". Otherwise, a figure for the estimated quarters of funding available must be included in item 8.5.

8.6 If Item 8.5 is less than 2 quarters, please provide answers to the following questions:

1. Does the entity expect that it will continue to have the current level of net operating cash flows for the time being and, if not, why not?

2. Has the entity taken any steps, or does it propose to take any steps, to raise further cash to fund its operations and, if so, what are those steps and how likely does it believe that they will be successful?

3. Does the entity expect to be able to continue its operations and to meet its business objectives and, if so, on what basis?

Note: where item 8.5 is less than 2 quarters, all of questions 8.6.1, 8.6.2 and 8.6.3 above must be answered.

Compliance statement

- 1 This statement has been prepared in accordance with accounting standards and policies which comply with Listing Rule 19.11A.
- 2 This statement gives a true and fair view of the matters disclosed.

Date: 28 January 2025.....

Authorised by: ..The Board.....
(Name of body or officer authorising release – see note 4)

Notes

1. This quarterly cash flow report and the accompanying activity report provide a basis for informing the market about the entity's activities for the past quarter, how they have been financed and the effect this has had on its cash position. An entity that wishes to disclose additional information over and above the minimum required under the Listing Rules is encouraged to do so.
2. If this quarterly cash flow report has been prepared in accordance with Australian Accounting Standards, the definitions in, and provisions of, *AASB 107: Statement of Cash Flows* apply to this report. If this quarterly cash flow report has been prepared in accordance with other accounting standards agreed by ASX pursuant to Listing Rule 19.11A, the corresponding equivalent standard applies to this report.
3. Dividends received may be classified either as cash flows from operating activities or cash flows from investing activities, depending on the accounting policy of the entity.
4. If this report has been authorised for release to the market by your board of directors, you can insert here: "By the board". If it has been authorised for release to the market by a committee of your board of directors, you can insert here: "By the [name of board committee – eg Audit and Risk Committee]". If it has been authorised for release to the market by a disclosure committee, you can insert here: "By the Disclosure Committee".
5. If this report has been authorised for release to the market by your board of directors and you wish to hold yourself out as complying with recommendation 4.2 of the ASX Corporate Governance Council's *Corporate Governance Principles and Recommendations*, the board should have received a declaration from its CEO and CFO that, in their opinion, the financial records of the entity have been properly maintained, that this report complies with the appropriate accounting standards and gives a true and fair view of the cash flows of the entity, and that their opinion has been formed on the basis of a sound system of risk management and internal control which is operating effectively.